



Factory Address:
Om Industrial Area,
B/h GEB Sub Station, Veraval - Padavala Road,
Tal Kotda Sangani, Dist Rajkot,
Gujarat - 360024, India

Registered Office Address:
Paschim Vihar, New Delhi -110063, India
Mobile: +91-9810358158
Email: rvg@rvglobal.co.in
Website: www.aqua-fide.com



Creates highlights.
Enhance aesthetics.
Add to the elegance.

www.aqua-fide.com

ABOUT US

Manufacturing Excellence

Aqua-fide is one of the Leading Manufacturer of Home improvement solutions. Built on a platform of Highest Quality Standards, Aesthetics and world class products, Aqua-fide drives relentless pursuit of quality and spirit of craftsmanship. With 2 state of the art manufacturing units in India, we have capacity to manufacture 50K+ Profiles, Drainers & Accessories solution every day. As a manufacturer, our focus is to find creative products to solve customer problems. Our offered range consists of best grade of Profiles, Floor Drainers, Shower Drainers, Bathroom Accessories & many more. Our products are developed by experts who has spent more than 30 years in the industry and are made by using the latest manufacturing technologies.

Quality Focus

Through the quality of Aqua-fide product range, we have been able to create a great position in Global markets. Our Stainless-Steel grade 304 raw material is quality checked and obtained from industry leading vendors who are acknowledged for their authenticity. Products are examined by our quality analyser on the guidance set by the accreditation bodies which make us more reliable and trustworthy.



Wide Application

Our products are widely used in homes, offices, industries, corporate office, malls, hospitals, shopping complex, and others. We are consistent in delivering a high standards product and its unique design enhances its beauty.

Global Presence

Today after 30 Years, brand Aqua-fide adorns millions of customers across APAC, Africa & Middle East regions and aims to reach newer heights while on this long and eventful journey. **To evolve is to last forever.**

11 reasons to choose Aqua-fide



INTERNATIONAL GRADE STAINLESS STEEL (SS) FOR BEST AND LASTING PERFORMANCE.



HIGHER GRADE SS ARE MOST RESISTANT TO RUST AND CORROSION IN CONSTANT HUMID CONDITIONS.



DESIGNED TO INCREASE FUNCTIONALITY & AESTHETICS OF THE SPACES.



PRECISION ENGINEERED FOR EASY INSTALLATION AND ALL ESSENTIAL GUIDELINES PROVIDED.



SAFETY IS KEY FOR INSTALLATION AND DAY-TO-DAY USAGE. ALL SHARP EDGES ARE FOLDED INSIDE & TAPERED OUTSIDE.



THE PRODUCT DESIGNED FOR INSTALLATION SUPPORT SOLUTIONS FOR ARCHITECTS, DESIGNERS & INSTALLERS'. ALSO CAN BE MODIFIED AS PER THE DEMAND.



SS 304 MATERIAL IS VERY EASY FOR ROUTINE CLEANING AND MAINTENANCE.



THE PRODUCT ARE AVAILABLE TO THROUGH OUR WIDE SPREAD DISTRIBUTION NETWORK & DIRECT SUPPLY.



INTERNATIONAL QUALITY STANDARD RAW MATERIAL, CRAFTSMANSHIP AND SIZES TO CATER TO GLOBAL MARKET.



CUSTOMIZED PRODUCT SIZES AND QUALITY CAN BE PRODUCED FOR CORPORATE, OE SOURCING AND INTERNATIONAL MARKET REQUIREMENTS.



GLOBALLY COMPLIANT 100% RECYCLABLE MATERIAL.

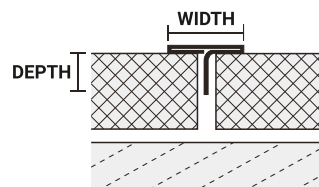



PROFILES

Beauty of
our profiles
defy the trend of
seamless surfaces.



T-SHAPE PROFILE



Specifications:

- Material : Stainless Steel 304 (Can be customized)
- Thickness : 0.6 mm (Can be customized)
- Surface : Mirror / Brush / PVD Coated
- Applications : Tiles / Marble / Wooden furniture joints / Edge protection / Decoration



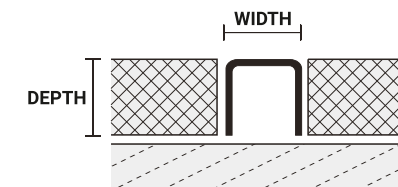

T-SHAPE JOINT PROFILE

Width Options (mm)	Length (mm)	Depth (mm)
06 / 08 / 10 / 12 / 20 / 25	2440	06

Can be customized.



U-SHAPE PROFILE



Specifications:

- Material : Stainless Steel 304 (Can be customized)
- Thickness : 0.8 mm (Can be customized)
- Surface : Mirror / Brush / PVD Coated
- Applications : Tiles / Marble / Wooden furniture joints / Edge protection / Decoration




U-SHAPE JOINT PROFILE

Width Options (mm)	Length (mm)	Depth (mm)
03 / 05 / 08 / 10 / 12 / 15 / 20 / 25	2440	10

Can be customized.

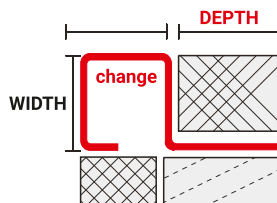


SQUARE SHAPE PROFILES



Specifications:

- Material : Stainless Steel 304 (Can be customized)
- Thickness : 0.8 mm (Can be customized)
- Surface : Mirror / Brush / PVD Coated
- Applications : Tiles / Marble / Wooden furniture joints / Edge protection / Decoration



SQUARE SHAPE JOINT PROFILE

Width Options (mm)	Length (mm)	Depth (mm)
08 / 10 / 12	2440	


Can be customized.



* Can be customized in other PVD colour options

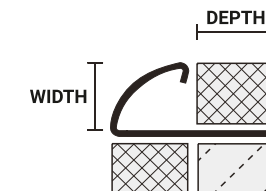


J-SHAPE PROFILES



Specifications:

- Material : Stainless Steel 304 (Can be customized)
- Thickness : 0.8 mm (Can be customized)
- Surface : Mirror / Brush / PVD Coated
- Applications : Tiles / Marble / Wooden furniture joints / Edge protection / Decoration



J-SHAPE JOINT PROFILE

Width Options (mm)	Length (mm)	Depth (mm)
08 / 10 / 12	2440	10


Can be customized.



* Can be customized in other PVD colour options

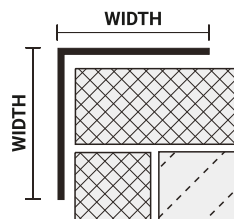


L-SHAPE PROFILES



Specifications:


- Material : Stainless Steel 304 (Can be customized)
- Thickness : 0.8 mm (Can be customized)
- Surface : Mirror / Brush / PVD Coated
- Applications : Tiles / Marble / Wooden furniture joints / Edge protection / Decoration



L-SHAPE JOINT PROFILE

Width Options (mm)	Length (mm)	Depth (mm)
08 / 10 / 15 / 20 / 25	2440	10


Can be customized.



* Can be customized in other PVD colour options

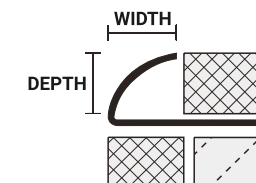


CURVED SHAPE PROFILES



Specifications:

- Material : Stainless Steel 304 (Can be customized)
- Thickness : 0.8 mm (Can be customized)
- Surface : Mirror / Brush / PVD Coated
- Applications : Tiles / Marble / Wooden furniture joints / Edge protection / Decoration



CURVED SHAPE JOINT PROFILE

Width Options (mm)	Length (mm)	Depth (mm)
08 / 10 / 12 / 15	2440	10


Can be customized.



* Can be customized in other PVD colour options




T - PROFILE



U - PROFILE



J - PROFILE




L - PROFILE



SQUARE - PROFILE

The images shown here are only for applications illustration purpose. Please refer actual samples.



CURVE - PROFILE

The images shown here are only for applications illustration purpose. Please refer actual samples.



Height (mm): 8, 10, 12 | Width (mm): 20
Thickness (mm): 0.8

CORNER - PROFILE 1
BEVELED EDGES WITH EXTENDED SUPPORT



Height (mm): 8, 10, 12 | Width (mm): 10, 12, 14
Thickness (mm): 0.8


CORNER - PROFILE 2
SHARP EDGES WITH EXTENDED SUPPORT

WITH SUPPORT



Height (mm): 8, 10, 12 | Width (mm): 8
Thickness (mm): 0.8

U - PROFILE
BROAD WITH EXTENDED SUPPORT



Height (mm): 8, 10, 12 | Width (mm): 3
Thickness (mm): 0.8

U - PROFILE
SLIM WITH EXTENDED SUPPORT



Height (mm): 8, 10, 12 | Width (mm): 8
Thickness (mm): 0.8


SQUARE - PROFILE
BEVELED EDGES WITH EXTENDED SUPPORT



Height (mm): 8, 10, 12 | Width (mm): 8
Thickness (mm): 0.8

SQUARE - PROFILE
SHARP EDGES WITH EXTENDED SUPPORT

The images shown here are only for applications illustration purpose. Please refer actual samples.



Height (mm): 8, 10, 12 | Width (mm): 5, 8, 10, 12
Thickness (mm): 0.8

U - PROFILE
WITH TWO SIDES SUPPORT

The images shown here are only for applications illustration purpose. Please refer actual samples.

PROFILES

Adding
aesthetic value
installation support
edge protection.