

Kitchen Sink

2023 Edition





INDEX

- | | | |
|----------|-----------------------------|-----------|
| 1 | About Aqua-Fide | P 03 |
| <hr/> | | |
| 2 | Quartz Sink | P 05 - 08 |
| | Benefits | |
| | Single Bowl | |
| | Drain Board | |
| | Dual Bowl | |
| <hr/> | | |
| 3 | Stainless Steel Sink | P 09 - 14 |
| | Benefits | |
| | Square Bowl 304/202 Series | |
| | Oval Bowl 304/202 Series | |
| | Drain Board 202 Series | |
| | Dual Bowl 202 Series | |
| <hr/> | | |
| 4 | Get in touch with us | P 16 |
| <hr/> | | |

About Aqua-Fide



Global Reach

Aqua-fide's global reach extends across 25 countries in three key regions: Africa, the Middle East, and the Asia Pacific. This expansive footprint is a testament to our commitment to delivering superior Home Improvement solutions to a diverse and international clientele. By understanding the unique needs and preferences of these markets, Aqua-fide has tailored their product offerings to cater to a wide range of consumer demands. This global presence is a testament to Aqua-fide's ability to adapt and excel in various cultural and market contexts, solidifying our status as a leader in the Home Improvement solutions industry on a global scale.

Quality Matters

Quality is at the heart of Aqua-fide's ethos. We source and utilize only the finest raw materials in our manufacturing process, ensuring that our products are built to withstand the test of time. This commitment to quality is reflected in our comprehensive quality assurance processes, which encompass rigorous testing and inspection protocols. By adhering to such high standards, Aqua-fide not only guarantees the longevity and performance of our products but also upholds our reputation for delivering Home Improvement solutions that stand head and shoulders above the competition.

Manufacturing Excellence

Aqua-fide's manufacturing excellence is the cornerstone of our operation. With three advanced manufacturing plants located in India, Aqua-fide boasts a robust infrastructure that enables precision engineering and top-tier craftsmanship. Aqua-fide facilities are equipped with cutting-edge technology and adhere to rigorous quality control standards at every stage of production. The commitment to manufacturing excellence ensures that every product that bears the Aqua-fide name is a testament to quality, durability, and reliability. This dedication to meticulous manufacturing practices has earned us a stellar reputation, making aqua-fide the preferred choice for OEM brands looking for trusted partners for past 30 years.

Brand Evolution

Aqua-fide's strategic move to unveil its proprietary brand marks a pivotal moment in our trajectory. With the introduction of our exclusive label, Aqua-fide not only underscores our unwavering faith in the quality and dependability of our offerings but also establishes a direct connection with consumers. This direct engagement empowers us to provide a diverse selection of top-tier Home Improvement solutions at competitive prices. This strategic step exemplifies Aqua-fide's steadfast dedication to remaining at the forefront of market dynamics, empathizing with the evolving needs of consumers, and positioning ourselves as a brand renowned for unwavering commitment to delivering innovation and value consistently.





AQUA-FIDE QUARTZ SINK

Aqua-fide quartz sink is made from a combination of crushed quartz stone and a resin binder. This composite material creates a durable and attractive sink option that offers several benefits.



4 Noise Reduction

Aqua-fide Quartz composite sinks are quieter than some other materials like stainless steel, which can produce a loud clanging noise when items are placed in the sink.

5 Aesthetic Appeal

Aqua-fide Quartz sinks are available in a variety of colors and finishes, allowing you to choose a sink that complements your kitchen or bathroom design. They can mimic the look of natural stone while providing a more consistent appearance.



1 Durability

Aqua-fide Quartz sinks are highly durable and resistant to scratches, dents, and chips. The combination of crushed quartz and resin makes them tough and able to withstand the demands of everyday use in a busy kitchen.

2 Stain Resistance

Aqua-fide Quartz sinks are non-porous, meaning they do not absorb liquids and are resistant to staining. This makes them easy to clean and maintain, as spills and stains can be wiped away without leaving a mark.

3 Heat Resistance

Aqua-fide Quartz sinks can handle high temperatures without getting damaged. Hot pots and pans can be placed directly in the sink without causing any harm.



6 Ease of Installation

Aqua-fide Quartz sinks are typically installed under-mount, meaning they are mounted beneath the countertop for a clean and seamless look. This type of installation also makes it easier to clean and maintain the sink and countertop area.

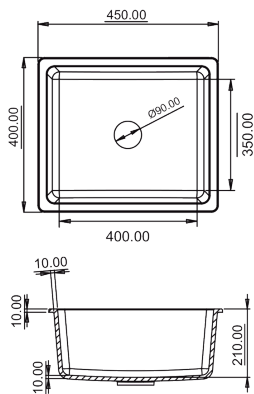
7 Environmentally Friendly

Many Aqua-fide Quartz sinks are made using a combination of natural quartz stone and recycled materials, making them a more eco-friendly choice compared to sinks made from non-renewable resources.

QUARTZ SINK

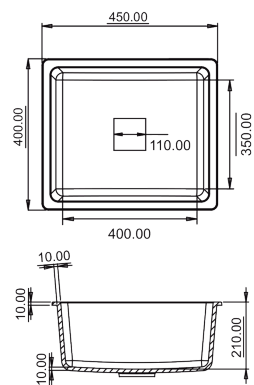
QSB-4045R

400 X 450 mm



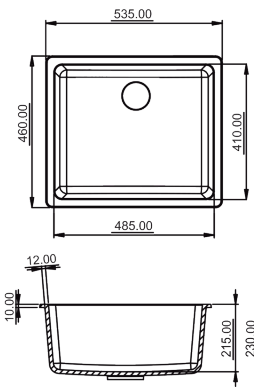
QSB-4045S

400 X 450 mm



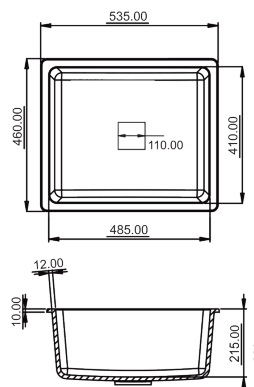
QSG-4653R

460 X 535 mm



QSPG-4653S

460 X 535 mm



COLOUR OPTIONS



Black



White



Grey



Brown



Polar Grey



Snow Sand



Peach Ivory

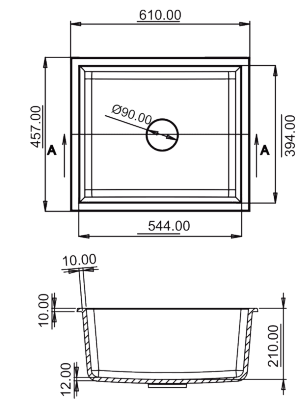


Red Moon

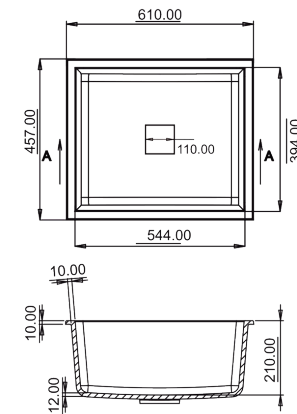


QUARTZ SINK

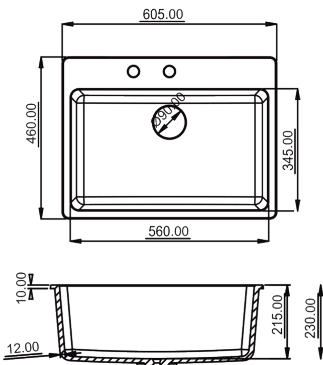
QSPA-4561R
457 X 610 mm



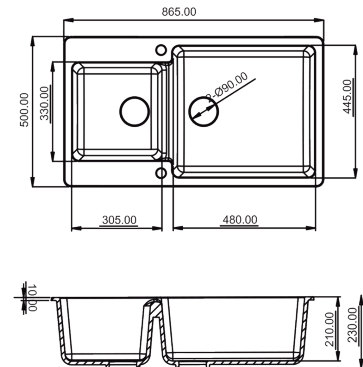
QSRM-4561S
457 X 610 mm



QSSD-4660RV1
460 X 605 mm



QSW-5086R
500 X 865 mm



COLOUR OPTIONS

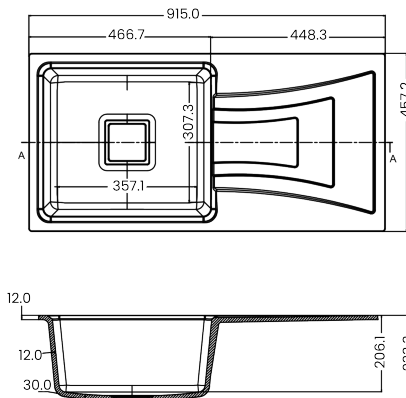

-  Black
-  White
-  Grey
-  Brown
-  Polar Grey
-  Snow Sand
-  Peach Ivory
-  Red Moon



QUARTZ SINK

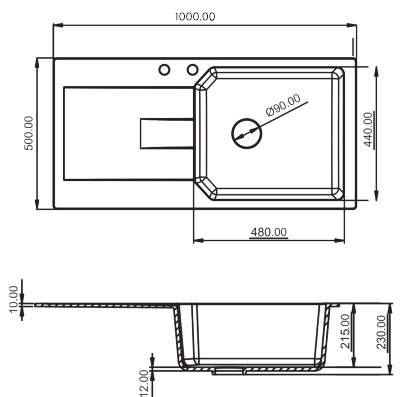

QSB-4591S

457 X 915 mm



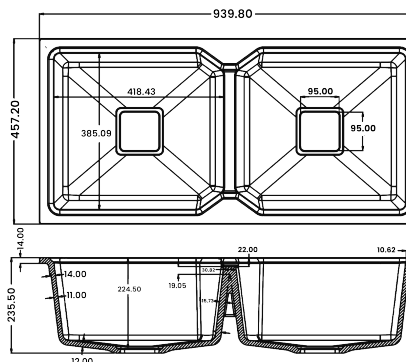
QSPG-50100R

500 X 1000 mm



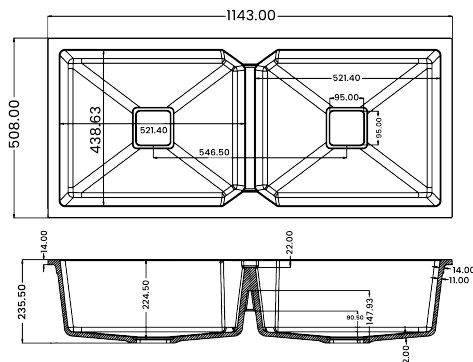
QSG-4593S

457 X 939 mm



QSSD-50114S

508 X 1143 mm



COLOUR OPTIONS



Black



White



Grey



Brown



Polar Grey



Snow Sand



Peach Ivory



Red Moon

AQUA-FIDE STAINLESS STEEL SINK

Aqua-fide SS sinks are a popular choice for kitchens and utility rooms due to their numerous advantages.



1 Durability

Aqua-fide SS sinks are highly durable and resistant to chipping, cracking, and staining. They can withstand heavy use and are less likely to be damaged by impact or sharp objects.

2 Corrosion Resistance

Aqua-fide SS sinks are resistant to rust and corrosion, making it ideal for wet and humid environments like kitchens. It maintains its appearance over time, even with exposure to water and cleaning chemicals.

3 Hygienic

Aqua-fide SS sinks have a non-porous surface that is easy to clean and disinfect. Bacteria and germs have a harder time adhering to the smooth surface, making stainless steel sinks a more sanitary option.

4 Heat Resistance

Aqua-fide SS sinks can handle high temperatures, making them suitable for placing hot pots and pans directly in the sink without causing damage.

5 Compatibility

Aqua-fide SS sinks complement a wide range of kitchen appliances and décor styles. They have a versatile, neutral look that can fit into both modern and traditional kitchens.

6 Noise Reduction

Many Aqua-fide SS sinks are equipped with sound-absorbing pads or coatings that reduce the noise caused by water, dishes, and utensils.



7 Easy Maintenance

Aqua-fide SS sinks are easy to maintain and can be cleaned with mild soap and water. They resist staining and can often be restored to their original shine with stainless steel cleaners.

8 Longevity

Aqua-fide SS sinks have a long lifespan and can retain their appearance and functionality for many years with proper care.





SB31-4540

Outer Dimensions
455 X 405 X 205 mm
Bowl Dimensions
405 X 305 mm
Steel Grade & Thickness
SS 304 | 1mm
SS 202 | 1mm

SB31-5143

Outer Dimensions
510 X 430 X 205 mm
Bowl Dimensions
455 X 380 mm
Steel Grade & Thickness
SS 304 | 1mm
SS 202 | 1mm

SB31-5345

Outer Dimensions
533 X 455 X 205 mm
Bowl Dimensions
480 X 405 mm
Steel Grade & Thickness
SS 304 | 1mm
SS 202 | 1mm

SB31-5645

Outer Dimensions
560 X 455 X 205 mm
Bowl Dimensions
505 X 405 mm
Steel Grade & Thickness
SS 304 | 1mm
SS 202 | 1mm

SB31-6145

Outer Dimensions
610 X 455 X 230 mm
Bowl Dimensions
560 X 405 mm
Steel Grade & Thickness
SS 304 | 1mm
SS 202 | 1mm



SQUARE BOWL 304/202 SERIES

Aqua-fide square bowl stainless steel kitchen sink offers a unique and modern aesthetic while providing the benefits associated with stainless steel sinks. The square bowl design of the sink provides a distinctive and contemporary look to your kitchen. It can add a touch of elegance and uniqueness to the overall design.

PACKAGE INCLUDES



4" SQUARE
COUPLING



WASTE
PIPE



LEMON
COATING



BASKET

MATERIAL AVAILABLE



STEEL TYPE
SS304 &
SS202



THICKNESS
1 MM

FINISHES AVAILABLE



MIRROR



SATIN



OB31-4540

Outer Dimensions
455 X 405 X 205 mm
Bowl Dimensions
405 X 305 mm
Steel Grade & Thickness
SS 304 | 1mm
SS 202 | 1mm
SS 202 | 0.8mm
SS 202 | 0.6mm

OB31-5143

Outer Dimensions
510 X 430 X 205 mm
Bowl Dimensions
455 X 380 mm
Steel Grade & Thickness
SS 304 | 1mm
SS 202 | 1mm
SS 202 | 0.8mm
SS 202 | 0.6mm

OB31-5345

Outer Dimensions
533 X 455 X 205 mm
Bowl Dimensions
480 X 405 mm
Steel Grade & Thickness
SS 304 | 1mm
SS 202 | 1mm
SS 202 | 0.8mm
SS 202 | 0.6mm

OB31-5645

Outer Dimensions
560 X 455 X 205 mm
Bowl Dimensions
505 X 405 mm
Steel Grade & Thickness
SS 304 | 1mm
SS 202 | 1mm
SS 202 | 0.8mm
SS 202 | 0.6mm

OB31-6145

Outer Dimensions
610 X 455 X 230 mm
Bowl Dimensions
560 X 405 mm
Steel Grade & Thickness
SS 304 | 1mm
SS 202 | 1mm
SS 202 | 0.8mm
SS 202 | 0.6mm



OVAL BOWL 304/202 SERIES

Aqua-fide oval bowl kitchen sink offer a distinctive and elegant appearance that can add a touch of sophistication to your kitchen. Oval bowl kitchen sinks have a curved and flowing shape that can soften the overall look of your kitchen. The organic lines of an oval sink can create a sense of visual interest and harmony in the space.

PACKAGE INCLUDES



4" SQUARE
COUPLING



WASTE
PIPE



LEMON
COATING

MATERIAL AVAILABLE



STEEL TYPE
SS304 &
SS202



THICKNESS
1 MM,
0.8MM,
0.6MM

FINISHES AVAILABLE



MIRROR



SATIN



OB206-3830

Outer Dimensions
380 X 305 X 150 mm
Bowl Dimensions
330 X 255 mm
Steel Grade & Thickness
SS 202 | 0.6mm

OB206-4035

Outer Dimensions
405 X 355 X 150 mm
Bowl Dimensions
355 X 305 mm
Steel Grade & Thickness
SS 202 | 0.6mm

OB206-4040

Outer Dimensions
400 X 400 X 175 mm
Bowl Dimensions
355 X 355 mm
Steel Grade & Thickness
SS 202 | 0.6mm

OB206-4545

Outer Dimensions
455 X 455 X 175 mm
Bowl Dimensions
405 X 405 mm
Steel Grade & Thickness
SS 202 | 0.6mm



OVAL BOWL 304/202 SERIES

Aqua-fide oval bowl kitchen sink offer a distinctive and elegant appearance that can add a touch of sophistication to your kitchen. Oval bowl kitchen sinks have a curved and flowing shape that can soften the overall look of your kitchen. The organic lines of an oval sink can create a sense of visual interest and harmony in the space.

PACKAGE INCLUDES



4" SQUARE
COUPLING



WASTE
PIPE



LEMON
COATING

MATERIAL AVAILABLE



STEEL TYPE
SS304 &
SS202



THICKNESS
1 MM,
0.8MM,
0.6MM

FINISHES AVAILABLE



MIRROR



SATIN



DB21-9446

Outer Dimensions
940 X 460 X 205 mm
Bowl Dimensions
405 X 355 mm
Steel Grade & Thickness
SS 202 | 1mm

DB206-9446

Outer Dimensions
940 X 460 X 205 mm
Bowl Dimensions
405 X 355 mm
Steel Grade & Thickness
SS 202 | 0.6mm

DB208-9446

Outer Dimensions
940 X 460 X 205 mm
Bowl Dimensions
405 X 355 mm
Steel Grade & Thickness
SS 202 | 0.8mm

DB21-11451

Outer Dimensions
1145 X 510 X 205 mm
Bowl Dimensions
505 X 405 mm
Steel Grade & Thickness
SS 202 | 1mm



DRAIN BOARD 202 SERIES

Aqua-fide drain board kitchen sink features an integrated drainboard, which is a flat or sloped surface adjacent to the main sink basin. The drainboard provides a convenient area for drying dishes, utensils, and other kitchen items without taking up extra counter space. Drain board sinks are often chosen for their practicality and efficient use of kitchen workspace.

PACKAGE INCLUDES



4" ROUND
COUPLING



WASTE
PIPE



COPPER
COATING

MATERIAL AVAILABLE



STEEL TYPE
SS202



THICKNESS
1 MM,
0.8MM,
0.6MM

FINISHES AVAILABLE



MIRROR



SATIN



TB208-9445S SQUARE BOWL

Outer Dimensions
940 X 455 X 205 mm
Bowl Dimensions
405 X 355 mm
Steel Grade & Thickness
SS 202 | 0.8mm

TB208-9445R

Outer Dimensions
940 X 455 X 205 mm
Bowl Dimensions
405 X 355 mm
Steel Grade & Thickness
SS 202 | 0.8mm

TB208-11451

Outer Dimensions
1145 X 510 X 230 mm
Bowl Dimensions
510 X 405 mm
Steel Grade & Thickness
SS 202 | 0.8mm

DUAL BOWL 202 SERIES

Aqua-fide dual bowl kitchen sink incorporates two distinct and side-by-side sink compartments within a single unit. This design offers versatility in kitchen tasks and layout options, making it a popular choice for both functionality and aesthetics in modern kitchens.

PACKAGE INCLUDES



4" SQUARE
COUPLING



WASTE
PIPE



COPPER
COATING

MATERIAL AVAILABLE



STEEL TYPE
SS202



THICKNESS
0.8 MM

FINISHES AVAILABLE



MIRROR



SATIN





GET IN TOUCH WITH US

OFFICE:

Paschim Vihar,
New Delhi - 110063,
INDIA

FACTORY:


OM Industrial Area
Rajkot, Gujarat
INDIA

E-MAIL:

rvg@rvglobal.co.in

WEBSITE:

www.aqua-fide.com



@AQUAFIDEHOME