

DRAINS



ABOUT AQUA-FIDE

01

Manufacturing Excellence

In Aqua-fide, manufacturing excellence is the cornerstone of our operation. With three advanced manufacturing plants located in India, Aqua-fide boasts a robust infrastructure that enables precision engineering and top-tier craftsmanship. Aqua-fide facilities are equipped with cutting-edge technology and adhere to rigorous quality control standards at every stage of production. The commitment to manufacturing excellence ensures that every product that bears the Aqua-fide name is a testament to quality, durability, and reliability. Dedication to meticulous manufacturing practices has earned us a stellar reputation, making aqua-fide the preferred choice for OEM brands looking for trusted partners for past 30 years.



02

Brand Evolution

Aqua-fide's strategic move to unveil its proprietary brand marks a pivotal moment in our trajectory. With the introduction of our exclusive label, Aqua-fide not only underscores our unwavering faith in the quality and dependability of our offerings but also establishes a direct connection with consumers, which empowers us to provide a diverse selection of top-tier Home Improvement solutions at competitive prices. This strategic step exemplifies Aqua-fide's steadfast dedication to remain at the forefront of market dynamics, empathizing with the evolving needs of consumers, and positioning ourselves as a brand renowned for unwavering commitment to delivering innovation and value consistently.



03

Global Reach

Aqua-fide's global reach extends to across 25 countries in three key regions: Africa, Middle East and Asia Pacific. This expansive footprint is a testament to our commitment to delivering superior Home Improvement solutions to a diverse international clientele. By understanding the unique needs and preferences of these markets, we have tailored our product offerings to cater to a wide range of consumer demands. This is also a testament to our ability to adapt and excel in various cultural and market contexts, solidifying our status as a leader in the Home Improvement solutions industry on a global scale.

04

Quality Matters

Quality is at the heart of Aqua-fide's ethos. We source and utilize only the finest raw materials in our manufacturing process, ensuring that our products are built to withstand the test of time. The commitment to quality is reflected in our comprehensive quality assurance processes, which encompass rigorous testing and inspection protocols. By adhering to such high standards, we not only guarantee the longevity and performance of our products but also upholds our reputation for delivering Home Improvement solutions that stand head and shoulders above the competition.

WHY AQUA-FIDE?

Choosing Aqua-fide Drain solutions offers several compelling reasons due to the company's commitment to innovation, quality, and functionality. Here are some key reasons why you might consider Aqua-fide Drain products:

1 **AISI SS304 / SS316**

International Grade Stainless Steel.

3 **Efficient Design**

Designed to Increase Drain Efficiency. Quickly Remove Excess Water from Surfaces, Preventing Pooling, Flooding, or Potential Water Damage.

5 **Safety**

With All Sharp Edges Tapered Outside to Avoid any Damage to Installer & User.

2 **Corrosion Resistant**

Top Grade Stainless Steel with Ability to Withstand Exposure to Humidity, Moisture & Corrosive Elements.

4 **Easy Installation**

Designed to be Quickly and Conveniently Assembled or Installed, Saving Time and Effort for both Professionals and DIY Enthusiasts.

6 **Ease to Clean**

Product can be Dismantled Easily by User for Easy Cleaning without any Special Tools.



7 **Pest Resistant**

Anti-Cockroach/ Anti Germ Traps Available with All Products to Block Pest Entering from Drain.

9 **Customization**

Product Available in Various International Sizes with Customization Options.

11 **V- Gradient Design**

To Ensure Efficient slope for Achieving Maximum Draining Capacity.

8 **Global Quality**

International Quality Raw Material with Global Safety Standards Followed in Product Development & Manufacturing Processes.

10 **100% Recyclable**

Material Used to Make Environment Friendly Products.

12 **Colour Options**

- | | |
|---|---|
|  Stainless Steel |  Rose Gold |
|  Gold |  Black |

SHOWER DRAINS

Aqua-fide shower drains also called channel drains or linear drains is designed to efficiently collect and channel water away from surfaces. It consists of a narrow and elongated trench or channel with a grating on top to cover the trench and allow water to flow into it. Shower drains are commonly used in various outdoor and indoor applications to manage water runoff and prevent flooding.

Key Features and Benefits:

① Linear Design

Aqua-fide shower drains have a linear shape, which allows them to efficiently collect water along a designated path. This design provides a larger surface area for water to enter compared to traditional point drains.

② Grating Options

The top of the Aqua-fide shower drains features a grating or cover that allows water to enter while preventing debris, leaves, and larger objects from clogging the drainage system. Grates can come in various materials, styles and load-bearing capacities.

③ Customizable

Aqua-fide shower drains are available in various sizes and configurations to match different water flow requirements and architectural designs. This makes them suitable for a wide range of applications.

④ Efficient Water Management

Aqua-fide shower drains efficiently collect and channel water away from surfaces. It's linear design allows for the rapid removal of water along a designated path, preventing pooling and minimizing the risk of flooding.



⑤ Low Maintenance

Regular maintenance is simplified with Aqua-fide shower drains, as they often include removable grates or debris baskets that allow for easy cleaning and removal of debris.

⑥ Aesthetic Appeal

Aqua-fide shower drains can be designed to blend seamlessly with the surroundings, contributing to the aesthetic appeal of the environment. They can be customized with various grating options and finishes to match architectural styles.

⑦ Prevents Water Damage

By quickly removing excess water, Aqua-fide shower drains help prevent water damage to structures, pavement, flooring and other surfaces. This extends the lifespan of these surface and reduce maintenance and repair costs.



Colour Options



Stainless Steel



Gold



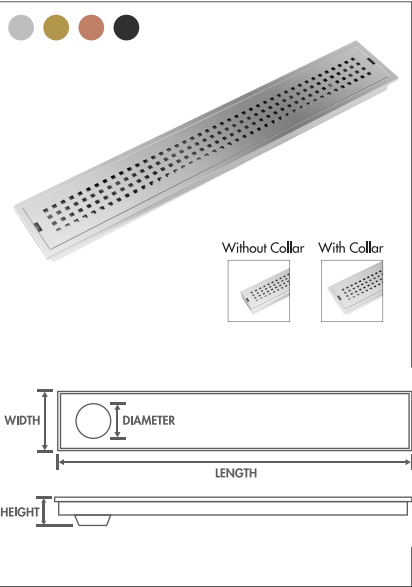
Rose Gold



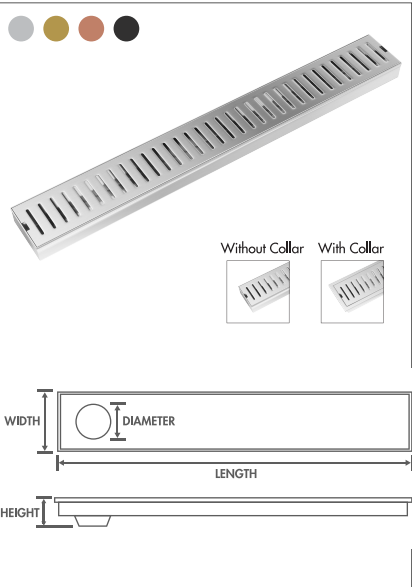
Black

AQUA-FIDE SHOWER DRAINS

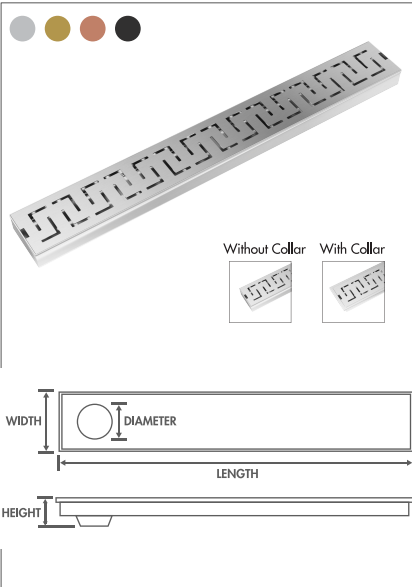
SD01S



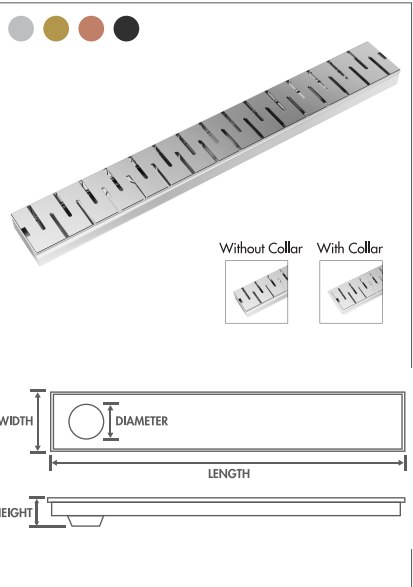
SD02S



SD03S



SD04S



Technical Specifications:

Thickness: Base 1mm*

Plate: 1mm*

Outlet: 40 - 64.5 mm*

Flow Rate: 40 - 65 litres/minute

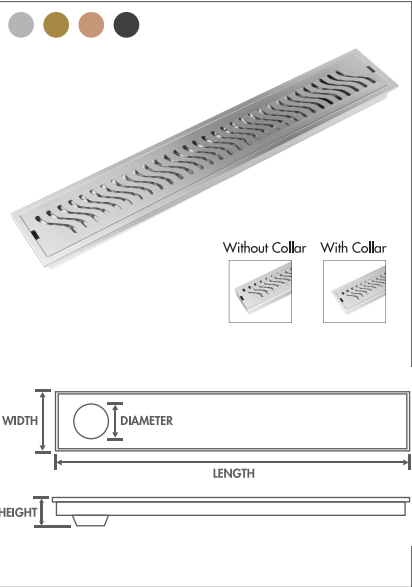
Drainage Direction: Side/Center

Length Options (mm)	Width (mm)	Diameter (mm)	Height (mm)
300 / 450 / 600 /	50	40	45
800 / 900 / 1000 /	75	50	45
1200 / 1500	100	64.5	43
	125	64.5	43


*Can be customised

AQUA-FIDE SHOWER DRAINS

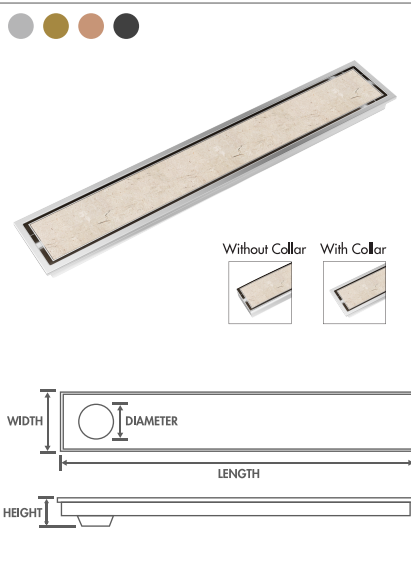
SD05S



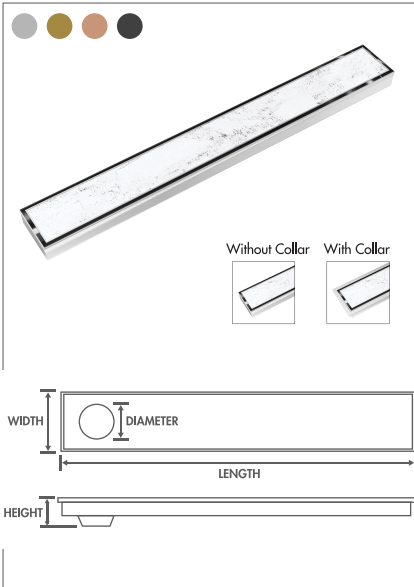
SD06S



SD07S (Tile insert)



SD08S (Marble insert)



Technical Specifications:

Thickness: Base 1mm*

Plate: 1mm*

Outlet: 40 - 64.5 mm*

Flow Rate: 40 - 65 litres/minute

Drainage Direction: Side/Center

Length Options (mm)	Width (mm)	Diameter (mm)	Height (mm)
300 / 450 / 600 / 800 / 900 / 1000 / 1200 / 1500	50	40	45
	75	50	45
	100	64.5	43
	125	64.5	43

*Can be customised

FLOOR DRAINS

Aqua-fide Floor Drains, also known as square drains, is a highly engineered and innovative drainage solution, designed to effectively manage water flow in residential, commercial and industrial spaces. Aqua-fide Floor Drains are known for its quality, durability and functionality.

Key Features and Benefits:

1 Efficient Water Management:

Aqua-fide Floor Drains are designed to efficiently collect and channel water, preventing pooling and potential water damage. It effectively directs water away from the surface, reducing the risk of slips, falls, and structural issues.

2 High-Quality Materials:


The Aqua-fide drains are constructed from high-quality, corrosion resistant materials, ensuring its longevity and durability even in demanding environments. This makes it suitable for areas with exposure to moisture and other potentially damaging agents.

3 Customizable Design:

Aqua-fide offers a range of design options, allowing customers to choose from various sizes, shapes and finishes that complements the aesthetics of the surrounding space. It also ensures seamless integration into different architectural styles.

4 Easy Installation:

Aqua-fide Floor Drains are designed with ease of installation in mind. It comes with user-friendly features that simplify the installation process, making it a practical choice for contractors and installers.



5 Maintenance-Friendly:

Aqua-fide drain system is designed for easy maintenance. Removable grates and debris baskets allow for convenient cleaning and upkeep, ensuring optimal drainage performance over time.


6 Versatility:

Whether it's for bathrooms, kitchens, laundry rooms, basements, or outdoor areas, Aqua-fide Floor Drains can be adapted to various settings and applications. Its versatility makes it suitable for both residential and commercial installations.


7 Aesthetic Appeal:

Aqua-fide understands the importance of aesthetics in design. Aqua-fide Floor Drains offer options that blend seamlessly with the flooring, providing a clean and polished appearance.

Colour Options




Stainless Steel



Gold



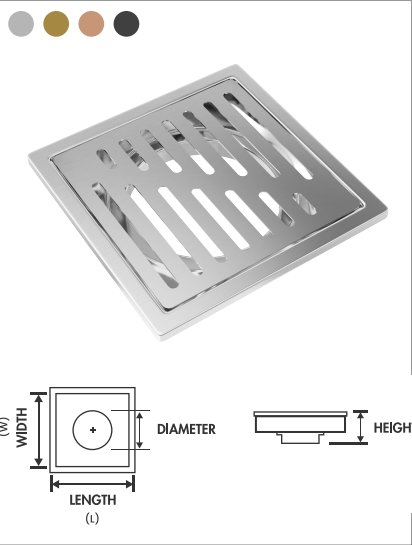
Rose Gold



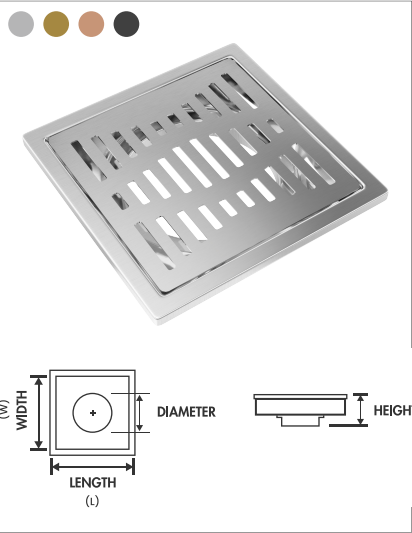
Black

AQUA-FIDE FLOOR DRAINS

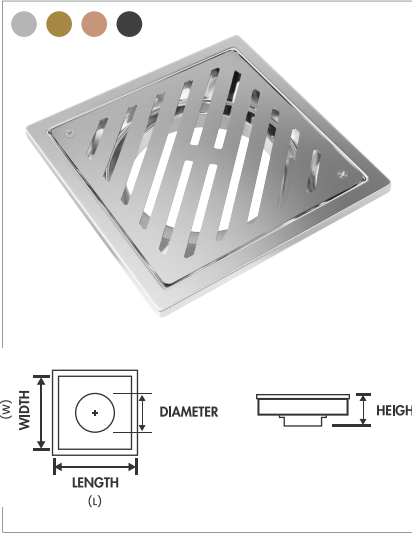
FD11S



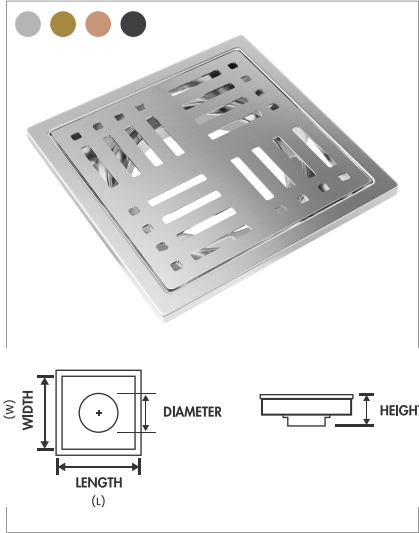
FD12S



FD13S



FD14S



Technical Specifications:

Thickness: Base 1 mm*
Plate: 1.5 mm*
Outlet: 50 - 90 mm*
Flow Rate: 50 - 70 Litres / Minute
Drainage Direction: Center

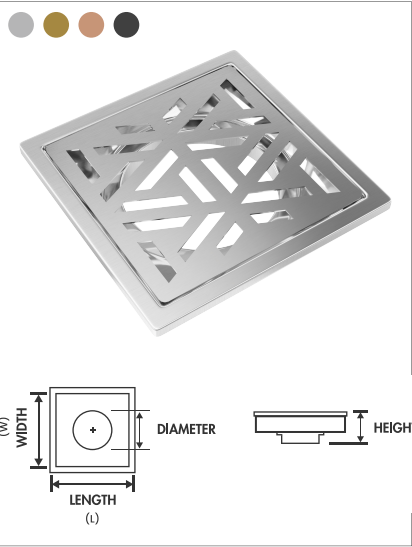
*Can be customised

Size in mm (L X W)	Diameter (mm)	Height (mm)
127 x 127	90	22
150 x 150	90	27

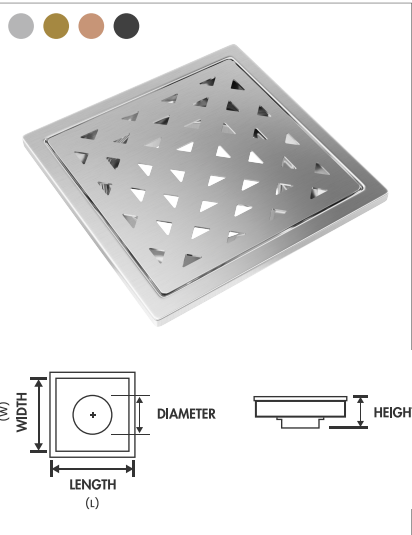
Without Screw / With Screw Options
Without Hole / With Hole Options

AQUA-FIDE FLOOR DRAINS

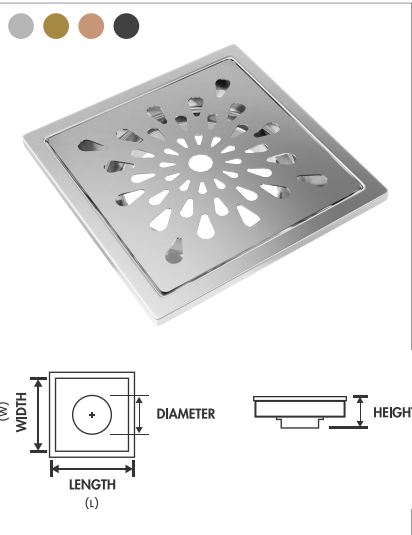
FD15S



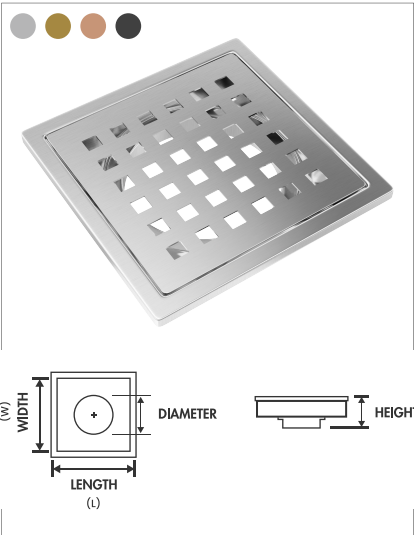
FD16S



FD17S



FD18S**



Technical Specifications:

Thickness: Base 1 mm*
 Plate: 1.5 mm*
 Outlet: 50 - 90 mm*
 Flow Rate: 50 - 70 Litres / Minute
 Drainage Direction: Center

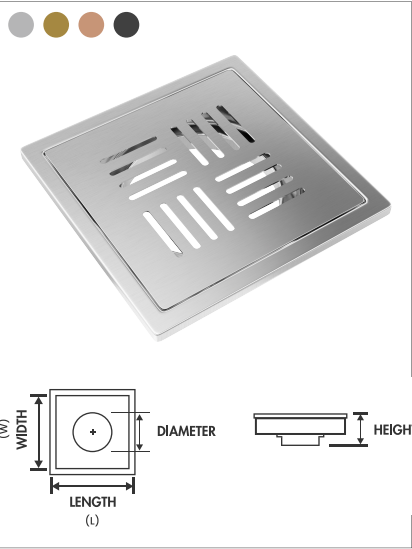
*Can be customised

Size in mm (L X W)	Diameter (mm)	Height (mm)
127 x 127	90	22
150 x 150	90	27
**100 x 100	50	22
**100 x 100	64.5	22

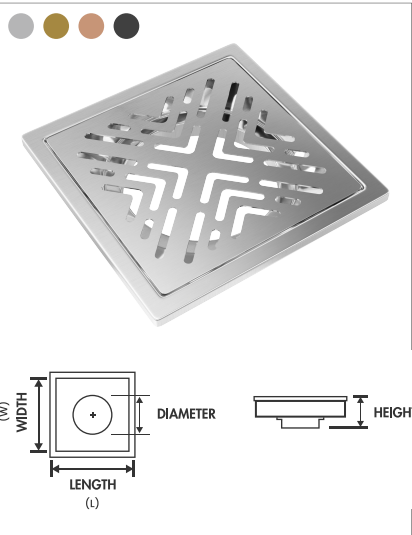
Without Screw / With Screw Options
 Without Hole / With Hole Options
 **Also available in mentioned sizes

AQUA-FIDE FLOOR DRAINS

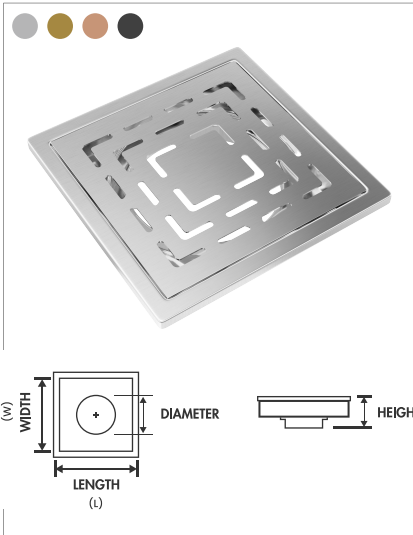
FD19S**



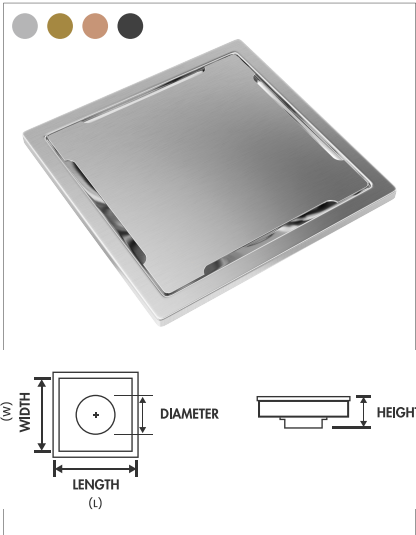
FD20S



FD21S



FD22S



Technical Specifications:

Thickness: Base 1 mm*
Plate: 1.5 mm*
Outlet: 50 - 90 mm*
Flow Rate: 50 - 70 Litres / Minute
Drainage Direction: Center

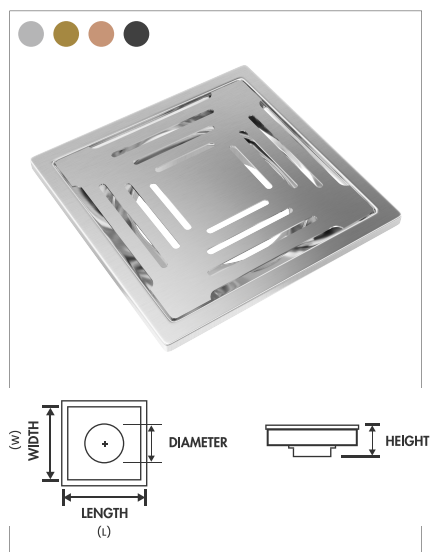
*Can be customised

Size in mm (L X W)	Diameter (mm)	Height (mm)
127 x 127	90	22
150 x 150	90	27
**100 x 100	50	22
**100 x 100	64.5	22

Without Screw / With Screw Options
Without Hole / With Hole Options
**Also available in mentioned sizes

AQUA-FIDE FLOOR DRAINS

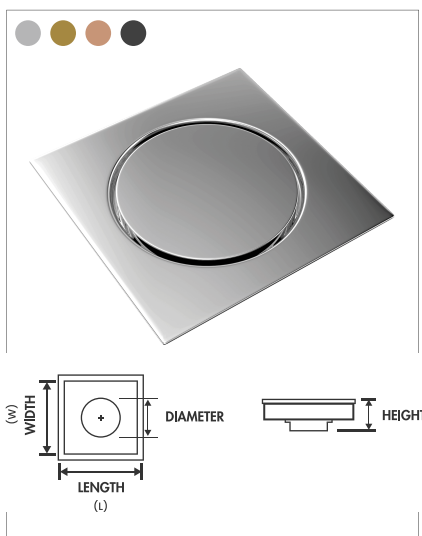
FD23S**



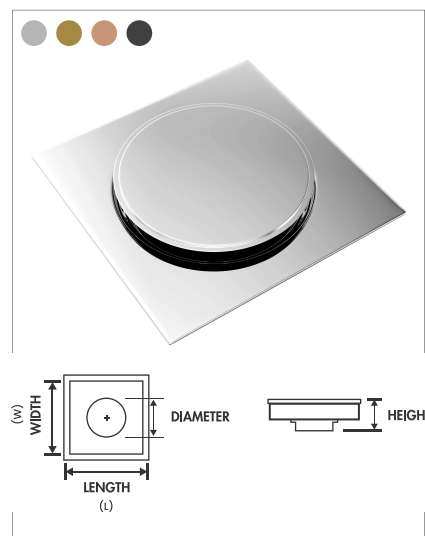
FD24S



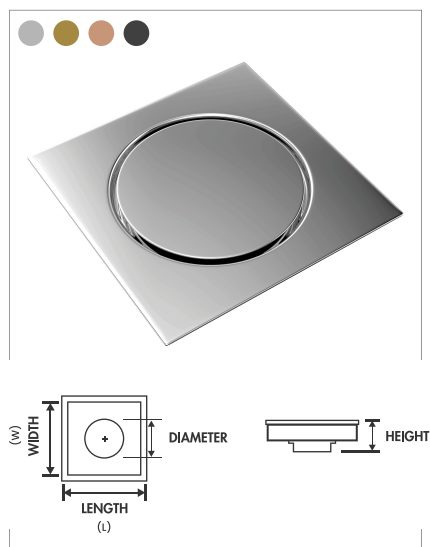
FD25S***



FD26S***



FD27S***



Technical Specifications:

Thickness: Base 1 mm*
Plate: 1.5 mm*
Outlet: 50 - 90 mm*
Flow Rate: 50 - 70 Litres / Minute
Drainage Direction: Center

*Can be customised

Size in mm (L X W)	Diameter (mm)	Height (mm)	Height*** (mm)
127 x 127	90	22	20
150 x 150	90	27	20
**100 x 100	50	22	
**100 x 100	64.5	22	

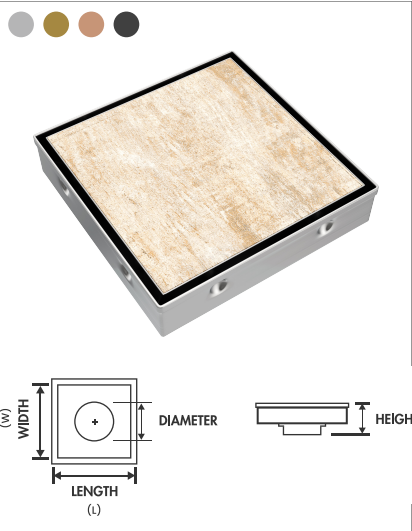
Without Screw / With Screw Options
Without Hole / With Hole Options

**Also available in mentioned sizes

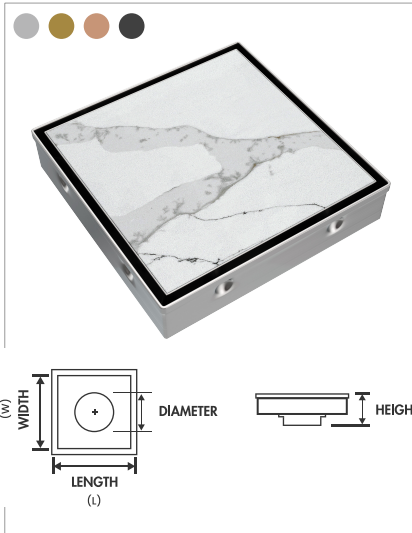
***Height of these models are different

AQUA-FIDE FLOOR DRAINS

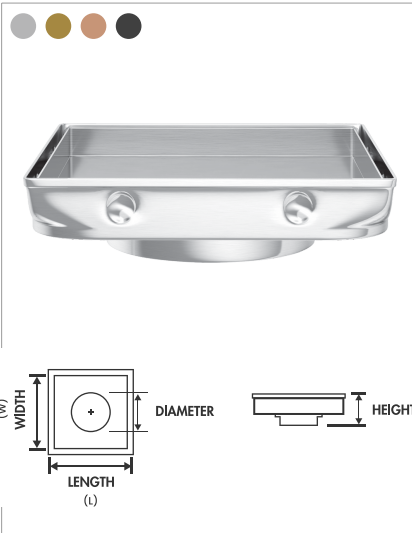
FD28S (Tile insert)



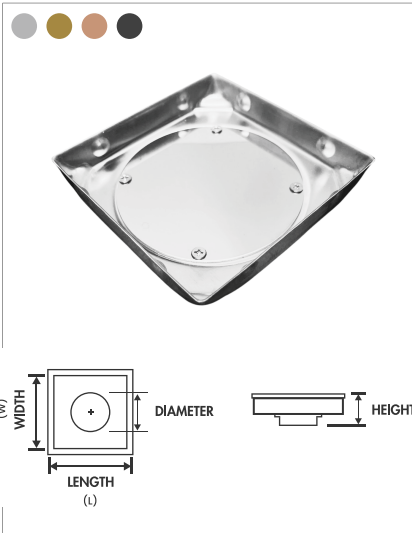
FD29S (Marble insert)



FD30S** (Tile insert)



FD30SCO** (Tile insert clean out)



Technical Specifications:

Thickness: Base 1mm*
Plate: 1.5 mm*
Outlet: 50 - 90 mm*
Flow Rate: 50 - 70 Litres / Minute
Drainage Direction: Center

*Can be customised

Size in mm (L X W)	Diameter (mm)	Height (mm)
75 x 75	90	46
100 x 100	90	46
125 x 125	90	46
150 x 150	90	46
200 x 200	90	46
300 x 300	90	46

Size in mm (L X W)	Diameter (mm)	Height (mm)
125 x 125**	90	34
150 x 150**	90	34

Without Screw / With Screw Options
*Available in mentioned sizes

AQUA-FIDE FLOOR DRAINS

FD34S

Square

Without Anti-Cockroach



Round

With Anti-Cockroach



Without Anti-Cockroach



With Hole & Anti-Cockroach



Without Anti-Cockroach



Technical Specifications:		Without Anti-Cockroach		With Anti-Cockroach		
Thickness	: Plate : 1 mm (can be customised)	Size in mm (L X W)	Height (mm)	Size in mm (L X W)	Height (mm)	
Outlet	: 85 mm	Square 127 x 127	13	Square 127 x 127	67	
Flow Rate	: 50 - 70 Litres / Minute	150 x 150	13	150 x 150	67	
Drainage Direction	: Center	Round 127	13	Round 127	67	
		150	13	150	67	<p>Without Anti-Cockroach with Hole Options Also available in square in square options</p>

FD35S

SQUARE

Without Anti-Cockroach



ROUND

With Anti-Cockroach



Without Anti-Cockroach



With Hole & Anti-Cockroach



Without Anti-Cockroach



FD36S

SQUARE

Without Anti-Cockroach



ROUND

With Anti-Cockroach



Without Anti-Cockroach



With Hole & Anti-Cockroach



Without Anti-Cockroach



AQUA-FIDE FLOOR DRAINS

FD37S



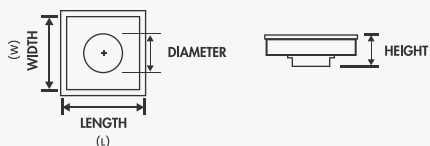
FD38S*



Technical Specifications:

Thickness: Base 0.6 mm; 1 mm*
Plate: 0.8 mm; 1.5 mm*
Flow Rate: 50 - 70 Litres / Minute
Drainage Direction: Center

Size in mm (L X W)	Diameter (mm)	Height (mm)
100 x 100	38	18
80 x 130*	50	80



ANTI COCKROACH TRAP

ACTS002



Suitable for
64.5 mm outlet
Material: SS 304

ACTS003



Suitable for
90 mm outlet
Material: SS 304

ACTS005



Suitable for
50 mm outlet
Material: SS 304

ACTS006



Suitable for all Lock
Drainers Material:
SS 304

Product code	Material
ACTS002	SS 304
ACTS003	SS 304
ACTS005	SS 304
ACTS006	SS 304



GET IN TOUCH WITH US

Office: Paschim Vihar, New Delhi - 110063, INDIA | Factory: OM Industrial Area, Rajkot, Gujarat, INDIA
E-mail: global@aqua-fide.com | Website: www.aqua-fide.com



@AQUAFIDEHOME